

14<sup>th</sup> April 2020

Dear Parents and Carers,

I hope you have all managed to have a good Easter break. These are clearly unusual circumstances, and this is some further guidance for you to help support your child's learning and wellbeing during this extended school closure.

It is essential that your child does the work set so as to keep up with the other students in their classes, but also with students across the country. Please ensure you encourage your child to complete all work set to the best of their ability and that they do all their lessons on that day.

We have re-looked at how home learning can work for both you and your children at home and have made changes to simplify the system. On this letter it has updated guidance of *how* students will complete work at home and how you can check that they are doing the correct work during each day.

We know there have been some frustrations with logging into Show My Homework, but we now believe that everyone has had help so that this is now working through contact with DOLs for every year group.

The requirement is that your child will need to log into Show My Homework every day to know what work they have to do.

### **Timetable**

We have restructured the timetable for all students to make it simpler for them to follow what they do daily. Students will have the work on Show my Homework in the morning of the day they have the lesson. They then have the day to do this **work** and submit back to the teacher on the same day. The teacher will state how they submit it on Show my Homework.

Day	Subject	Lesson length (mins) KS3	Lesson length (mins) KS4	Submission day
<b>Monday</b>	English	55	55	Monday
	Maths	55	55	Monday
	PE	55	90	Monday
	Drama	55	90	Monday
<b>Tuesday</b>	Science	55	55	Tuesday
	Maths	55	55	Tuesday
	Art	55	90	Tuesday
	Computer Studies	55	90	Tuesday
<b>Wednesday</b>	English	55	55	Wednesday
	Spanish*	55	90	Wednesday
	Mandarin**	55	90	Wednesday
	History	55	90	Wednesday
	Prince's Trust		90	Wednesday
<b>Thursday</b>	Science	55	55	Thursday
	Music	55	90	Thursday
	Photography		90	Thursday
	RE	55	90	Thursday

Friday	Geography	55	90	Friday
	DT	55	90	Friday
	Media		90	Friday
	Citizenship		90	Friday
	Business		90	Friday
	Mandarin**	55		Friday
	Character	20	20	Friday

### **Submission of work**

This is critical that students submit their work back to the teacher so that it can be marked and feedback given. Feedback will not always be given on that day, due to the teachers having all work in on that day, but will be given during that week.

Expectation of Evelyn Grace Academy - The day they have the lesson is the day they submit all the work for those subjects.

### **How to be in touch with the teacher if help is needed**

On Show My Homework there is a comments button which allows students to communicate with their teachers. Your teacher will be able to see the comments you leave for them and your teacher will be able to leave comments for you.

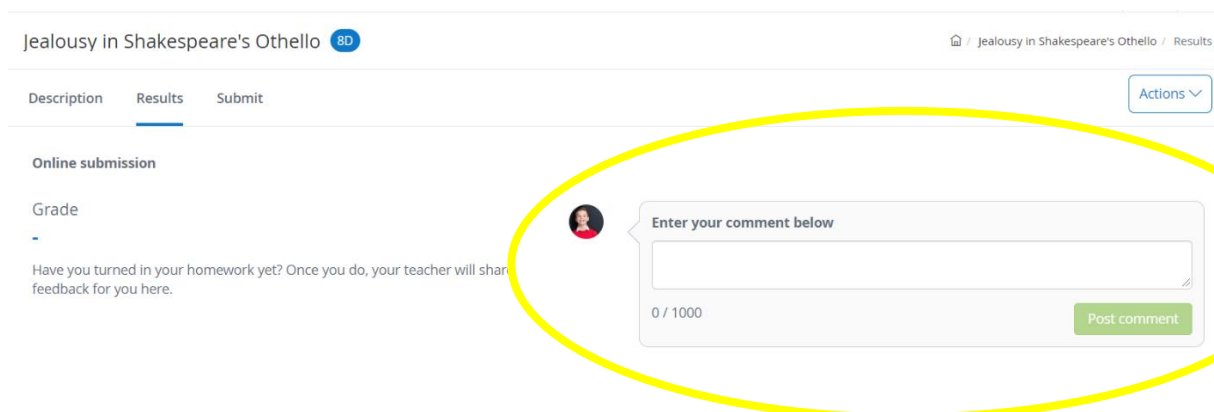
Although your parent will be able to see comments left by both of you, they will not be able to leave comments themselves. No other students will be able to see your comments.

### **How to leave a comment:**

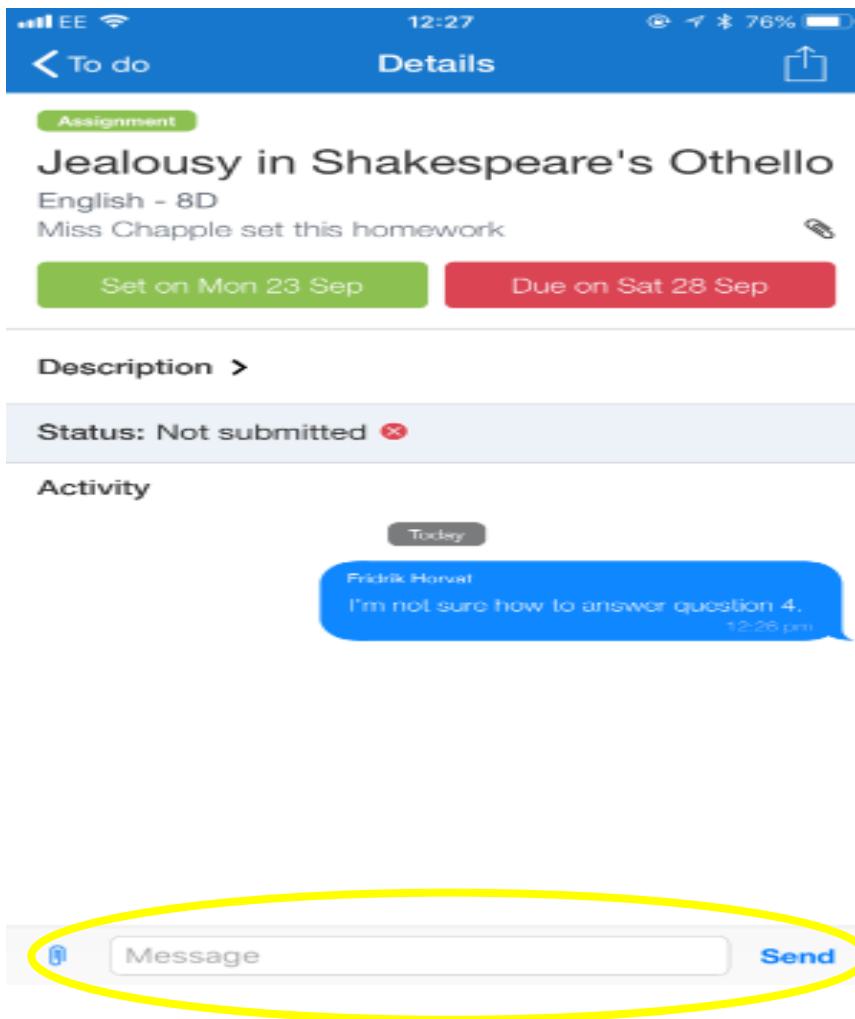
#### **Leave a comment in the browser**

Comments can only be left on the homework task itself, so you will need to locate the homework task first. You can locate the task by finding it on your To-do list, your Homework calendar, or by searching for it by name in the top right-hand search bar.

Once you've selected the homework task you would like to comment on, click the *Results* tab and type your comment in the text box. When you've submitted your comment by clicking *Post comment*, your teacher will be notified of this comment in their account.

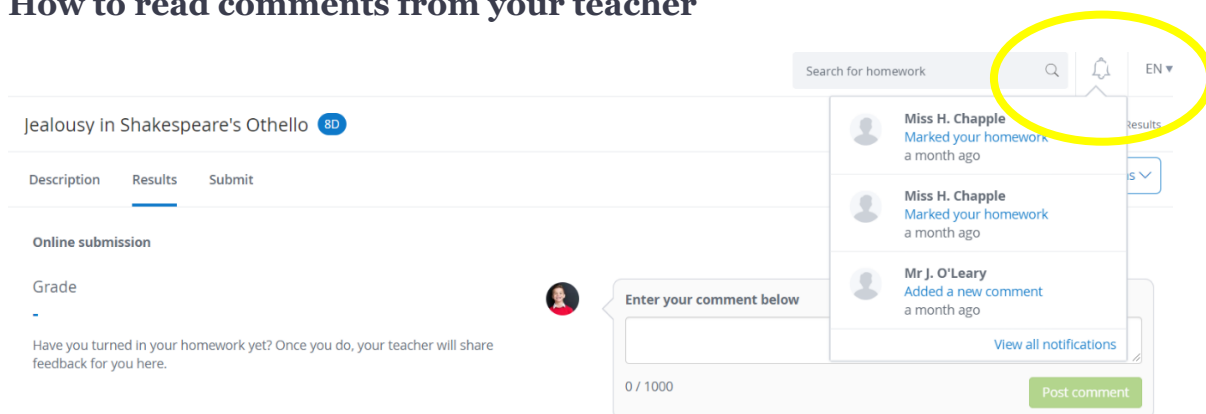


## Leave a **comment in the app**



You can also leave a comment for your teacher on your **Show My Homework app** by tapping the text box at the bottom of the homework description screen. Any comments left by your or your teacher will also appear on this screen under Activity.

## How to read comments from your teacher



When your teacher leaves a comment for you, you will be notified in your account under the notice button. Click on the **notification bell** in the top-right of the page to view all of your notifications. When you click on a comment notice, you will be taken to the Assess page where

the comment left by your student is displayed. You can reply to the comment by simply adding another comment.

If you have [push notifications enabled](#) on the app, you will also be notified of teacher comments via push notification.

### **Deleting Comments**

As a student, you are unable to delete comments you have left your teacher. If you made a mistake on a previous comment, you can leave another comment for your teacher with the correct information.

### **Communication**

We will communicate all important messages about the school to you via text message and email. Please ensure that you are checking the school website <https://evelyngraceacademy.org/> regularly for updates. If you need urgent assistance, please contact the school on via email on [info@evelyngraceacademy.org](mailto:info@evelyngraceacademy.org)

**Important websites to use:**

	<p><b>BBC Bitesize</b>  <a href="https://www.bbc.co.uk/bitesize">https://www.bbc.co.uk/bitesize</a>          Provides a range of videos and other activities for all subjects that you are learning in school. This is a very useful website for students from Year 7 to Year 11 and covers content in both your core and options subjects.</p>
	<p><b>Seneca Learning</b>  <a href="https://www.senecalearning.com/">https://www.senecalearning.com/</a>          Seneca is an online platform that allows you to work through learning materials at your own pace, providing quizzes to check your learning as you go through. An excellent resource to support revision.</p>
	<p><b>Active Learn</b>  <a href="https://www.pearsonactivelearn.com/">https://www.pearsonactivelearn.com/</a>          Active learning is a form of learning in which teaching strives to involve students in the learning process more directly than in other methods. Active learning engages students in two aspects – doing things and thinking about the things they are doing. Your Username and password will be posted on Show My Homework. Your teacher will continue to set work that you can complete.</p>
	<p><b>Hegarty Maths</b>  <a href="https://hegartymaths.com/">https://hegartymaths.com/</a>          Hegarty Maths is used in our school to support learning in maths. You will already have a username and password for this, and your teacher will continue to set work that you can complete.</p>
	<p><b>Ted Ed</b>  <a href="https://ed.ted.com/">https://ed.ted.com/</a>          This website has a range of videos that students can watch. Each video is accompanied by a series of questions that your child can answer, a discussion question that you could talk to them about, as well as links to other websites and information if they want to find out more about the topic.</p>
	<p><b>Duolingo</b>  <a href="https://www.duolingo.com/">https://www.duolingo.com/</a>          This website (and app) is a great way to practice and revise the modern foreign language that your child is learning at school.</p>

If you are a Year 11 parent, please refer to Ofqual website at <https://www.gov.uk/government/organisations/ofqual> to check up on the up to day guidance about their GCSE qualifications.

With every good wish

Fiona Findlay

Vice - Principal